

SLOUGH BOROUGH COUNCIL

REPORT TO: Council **DATE:** 19th February 2015

CONTACT OFFICER: Joseph Holmes; Assistant Director, Finance & Audit
(For all enquiries) (01753) 875358

WARD(S): All

PART I **FOR DECISION**

CAPITAL STRATEGY: 2015-20

1 Purpose of Report

To request approval for capital strategy 2015-20 and approval for the capital programme for 2015-16 to be implemented subject to the approval sufficient business cases

To request approval of Council for the calculation of the Minimum Revenue Provision.

2 Recommendations

The Council is requested to resolve:

- (a) That the capital strategy of **£165m** be approved.
- (b) That Council notes the notional costs of borrowing for the capital programme to the revenue budget will be an increase of up to **£1.5m** per annum commencing during the period of the capital strategy to fund borrowing and / or the reduction of investments of £23m.
- (c) That the principles underpinning the capital programme in paragraph 5.1.2 and Minimum Revenue Provision principles be approved.
- (d) That appendices A to C detailing the capital programmes be approved (subject to these having approved Final Business Cases by the Capital Strategy Board).

3. The Slough Joint Wellbeing Strategy, the JSNA and the Corporate Plan

The Slough Joint Wellbeing Strategy (SJWS) is the document that details the priorities agreed for Slough with partner organisations. The SJWS has been developed using a comprehensive evidence base that includes the Joint Strategic Needs Assessment (JSNA). Both are clearly linked and must be used in conjunction when preparing your report. They have been combined in the Slough Wellbeing Board report template to enable you to provide supporting information highlighting the link between the SJWS and JSNA priorities.

3a. Slough Joint Wellbeing Strategy Priorities

This paper assists in the achievement of all of the Strategy's priorities.

- Economy and Skills
- Health and Wellbeing
- Regeneration and Environment
- Housing
- Safer Communities

3c **Corporate Plan 2014/15**

The Plan's objectives are:

1. Improve customer experience
2. Deliver high quality services to meet local needs
3. Develop new ways of working
4. Deliver local and national change
5. Develop a skilled and capable workforce
6. Achieve value for money

The Plan includes targets for each of the objectives. This report helps achieve all of the above objectives by providing an overall financial strategy to support the delivery of the Corporate Plan.

4 **Other Implications**

(a) Financial: As detailed within the report.

(b) Risk Management

Risk	Mitigating action	Opportunities
Legal	None	none
Property	None	None
Human Rights	None	None
Health and Safety	None	None
Employment Issues	None	None
Equalities Issues	None	None
Community Support	None	None
Communications	None	None
Community Safety	None	None
Financial	Detailed within the report	None
Timetable for delivery – capital programme delivered under the 80% mark	Monthly review at Capital Strategy Board and quarterly by O&S / Cabinet	Ability to increase the deliver of capital schemes
Project Capacity	None	None
Other	None	None

(c) Human Rights Act and Other Legal Implications

No specific legal implications arising from this report.

(d) Equalities Impact Assessment

Equalities Impact Assessments will be conducted, if required, for projects contained within the Capital Strategy.

5 **Supporting Information**

5.1 **Purpose**

5.1.1 The capital strategy is one of four key strategic financial documents that the Council utilises in order to deliver its corporate objectives. The Council has a wide ranging number of capital commitments and purposes. The capital strategy, as with all other corporate documents, needs to underpin the delivery of the 5 year plan for the Council through to 2020.

5.1.2 The capital strategy is guided by a variety of core principles:

- That the capital strategy is affordable within the overall financial envelope for the Council
- That the capital strategy supports the outcomes expressed in the five year plan
- Any additional capital funding in excess of the current borrowing requirement should have a neutral impact on the revenue budget over the life of the strategy excluding delivering statutory capital schemes e.g. ICT compliance
- That the Council maximises its assets to generate revenue savings or capital receipts in line with the asset management strategy and the objectives of the corporate plan
- That the Council maintains education and transport funding within Government grants
- To deliver value for money through 'Invest to Save projects' to generate on-going revenue savings and to ensure that whole life costs are captured
- That where borrowing is required, it is undertaken in line with CIPFA's prudential code
- To take into account the asset management strategy, including highways & transport plans
- That there is a ten year payback on general fund secured capital schemes

5.2 **Current Medium Term Financial Position**

5.2.1 As detailed in the Council's Medium Term Financial Strategy (MTFS) the Council is facing a significant reduction in its anticipated financial resources. By 2018-19 the Council's anticipated net budget will be reduced by 13% from the 2013-14 equivalent size and during this period the Council will face a number of demand and policy led pressures. Further detail can be found within the MTFS document for separate approval in February.

5.2.2 For there to be any net growth in the council financed element of the capital strategy, the Council will need to increase the amount of revenue monies set aside to pay back potential future borrowing, or assume greater investment returns to mitigate the use of internal balances. As detailed within the Treasury Management Strategy, the Council will only borrow as a last resort once it has exhausted all other sources of funding; however, revenue monies need to be set aside to fund any additional borrowing costs otherwise the Council will not have sufficient resources to repay its borrowings if that occurs.

5.2.3 For the purpose of the 2015-16 financial year, the Council is assuming that internal balances will remain strong and that these will be utilised with additional treasury management returns picking up the cost of decrease investment balances.

5.2.4 The summarised capital programme has been provided below in table 1.1. This table highlights the key expenditure areas and the financing requirement for the capital programme over the period of the strategy. As noted in the introductory section of this paper, the Council's capital strategy is now over a five year period, and it is over this period that the Council needs to consider if additional borrowing will need to be undertaken. For example, if the first year showed a net cost of £10m but the subsequent four years showed £2.5m p.a. of net capital receipts, then the Council could take the decision not to borrow the £10m over the longer term, and finance the capital programme through short term borrowing initially that would be reduced by the net receipts coming into the capital programme.

Table 1.1 Summarised Capital Programme

Expenditure	2015-16	2016-17	2017-18	2018-19	2019-20	Total
TOTAL HRA EXPEND	11,544	11,489	10,264	10,364	9,002	52,663
Funding	2014-15	2015-16	2016-17	2017-18	2018-19	Total
Section 106	0	0	0	0	0	0
Capital Receipts	-900	-1,200	-1,500	-1,500	-1,200	-6,300
Major Repairs Reserve	-6,500	-6,500	-6,500	-6,500	-6,500	-32,500
RCCO	-4,144	-3,789	-2,264	-2,364	-1,302	-13,863
TOTAL HRA FINANCING	-11,544	-11,489	-10,264	-10,364	-9,002	-52,663

Expenditure	2015-16	2016-17	2017-18	2018-19	2019-20	Total
Total General Fund	45,502	32,960	10,900	12,351	10,784	112,497
Funding	2014-15	2015-16	2016-17	2017-18	2018-19	Total
Section 106	-32	0	0	0	0	-32
Grants	-20,925	-24,953	-7,363	-9,064	-9,564	-71,869
Revenue Contributions	0	0	0	0	0	0
LABV Receipts	-5,061	-3,875	-136	0	0	-9,072
Capital Receipts	-2,411	-2,067	-2,067	-2,067	0	-8,612
Borrowing requirement	-17,073	-2,065	-1,334	-1,220	-1,220	-22,912
Total Funding	-45,502	-32,960	-10,900	-12,351	-10,784	112,497
<i>Revenue cost - if borrowed p.a</i>	-1140	-138	-89	-81	-81	-1530
<i>Revenue cost - loss of investments p.a</i>	-145	-18	-11	-10	-10	-195

5.2.5 The total revenue financing required over the life of the capital strategy to fund a borrowing requirement of £23m is £1.5m, with the largest peak in the 2015-16 financial years. This is where there is a strong alignment between the treasury management strategy and the capital strategy. On the latest estimates on the Treasury Management strategy and the actual cash available to fund the capital programme, once reserves, and grants received, but not applied, have been taken into account, the Council has some short term cash funding available for the first year of the capital strategy, so will not be required to borrow in the short term to fund capital expenditure. However, it is absolutely vital that the Council begins to

set aside revenue funding to finance long term capital commitments during the life of the capital strategy, and this is linked to the Minimum Revenue Provision detailed further below in this report.

5.2.6 The minimum required to be set aside for **£23m** of capital borrowing per annum (given the main assets being build this would be over an assumed 20 year lifecycle) would equate to an increase in revenue cost of borrowing of **£1.5m¹** from 2015-16 if the Council went out to borrow from the PWLB. As noted above, at present, the Council will utilise any internal balances first before undertaking any new borrowings. There is clearly a cost of doing this, but this is far lower than borrowing and with average returns at 0.85%. With the capital programme for 2015-16 requiring £15m, the cost to the Council of this in lost investment income would be £126k. It is expected that this pressure will be funded through improved Treasury Management returns through the 2015-16 Treasury Management Strategy.

5.3 Key elements

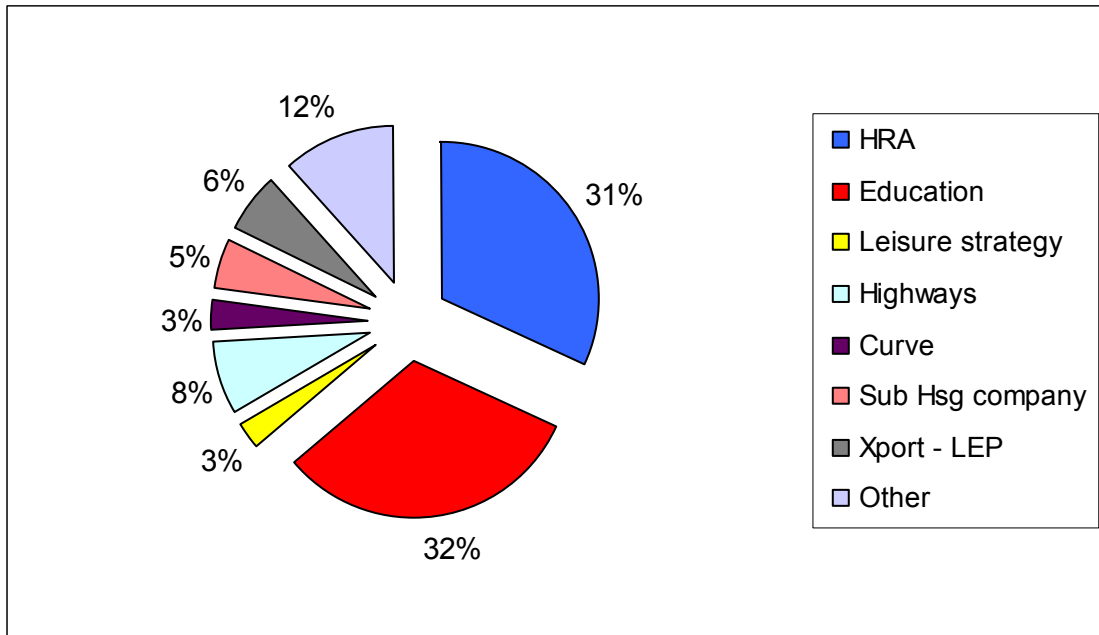
5.3.1 As can be seen from the above, of the capital programme funded via general sources, a third relates to expenditure through the Slough Regeneration Partnership and two thirds on other general fund activity. The key elements of the Slough Regeneration Partnership expenditure relate to the building of the Curve .The Council is also proposing to spend a significant proportion of its overall capital programme on the HRA. The Council will continue to review the options available for the provision of leisure facilities. No capital costs have been assumed within this capital strategy; an individual report will be brought to Cabinet at a future meeting concerning leisure facilities and the cost of this will be highlighted accordingly and incorporated into a future capital strategy.

5.3.2 There are some new items in the capital programme for the future financial years, these include:

- The proposal to create a subsidiary housing company – see separate Cabinet reports
- Aspiration for the Council to invest in LED street lighting to drive out revenue savings going forward
- Sustained investment in the Council's education provision (see appendix C for further details)
- Approval for investment, with the Local Economic Partnership (LEP) to invest in key transport infrastructure programmes across the borough
- Continued investment in the cemetery and crematorium, with additional costs for new works to extend the capacity and complete additional asset maintenance works
- Highlighting the potential required spend for new leisure facilities, though these will be subject to a separate business case and will form part of the leisure strategy. No figures have been attached to this as yet and will depend upon the outcome of the Leisure Strategy. Once decisions have been made concerning the long term capital proposals these will be included within this document for 2016-21.
- Sustained maintenance of the Council's highways infrastructure assets

¹ Assuming borrowing from the Public Works Loans Board at the rate as at December 2014

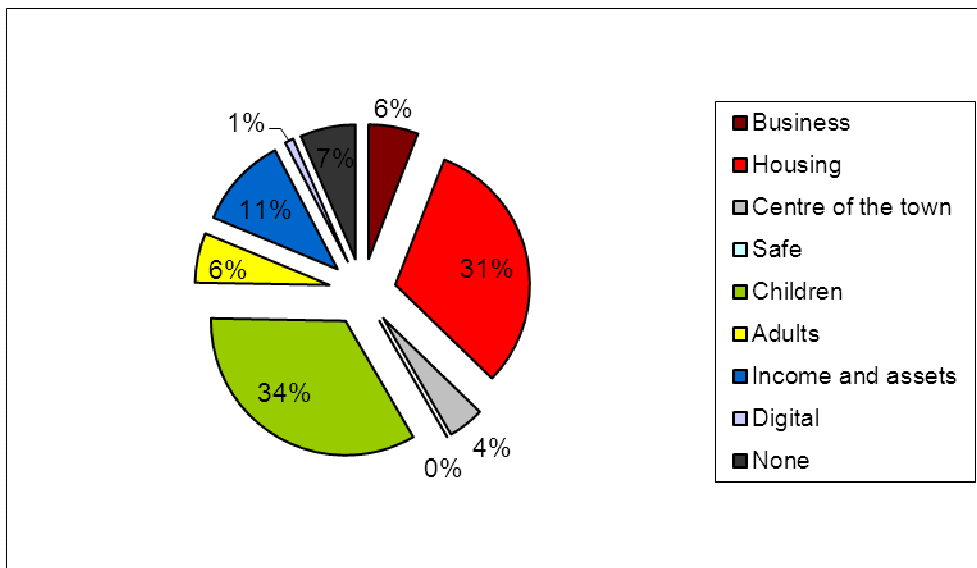
Chart 2.1: Key items included in the Capital Strategy



5.4 Delivery the Council's priorities

5.4.1 Below is a chart detailing how much the Council is planning to spend on its corporate priorities for the year ahead:

Chart 2.2: Capital spend against outcomes

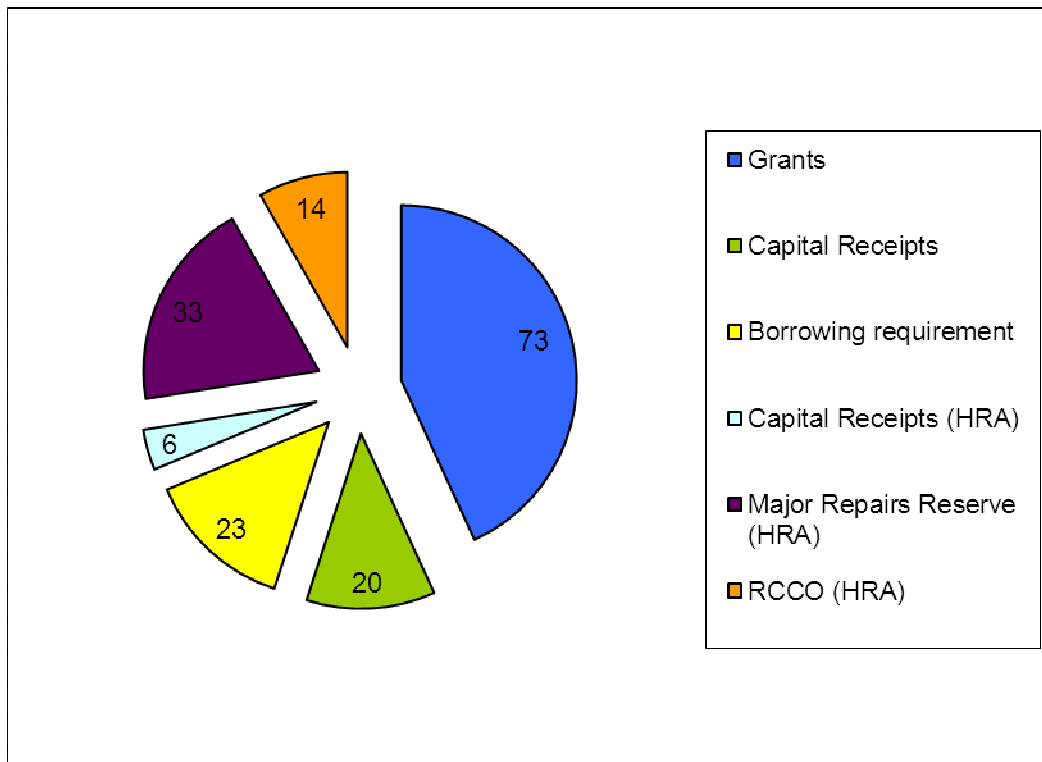


The above chart shows where the Council is due to spend capital sums over the life of the strategy in accordance with the latest draft outcome Plan for future years

5.5 Financing the capital programme & prudential code

5.5.1 The Council has a variety of sources of funding for the capital strategy and these are summarised below:

Graph 1.1: Capital financing / £m: 2015-20



5.5.2 The majority of the Council's capital financing comes via grant funding and through capital receipts (be that general fund or HRA). The Council is actively reviewing its assets, and more detail of this is included within the Asset Strategy. This review is looking at assets that the Council holds across the borough and is seeking to maximise returns from these, be this by maximise revenue streams from the asset or through disposal.

5.5.3 The main sources of income are:

- Capital Receipts (general fund)

The prime areas of capital receipts comes from monies received via the Council involvement within the Slough Regeneration Partnership (SRP). This is income derived from the various sites included within the initial sites included, and firstly the ledgers road site and Wexham nursery site. The Council is also anticipated receiving capital receipts from other sites and these are detailed further in the Asset Strategy.

- Grant Funding

The Council receives a variety of capital funding streams, with the main areas of grant funding coming from the various Government departments. The Council strategy is based on the assumptions that all education related expenditure and transport expenditure is funded entirely within grant funds received from Government. The Council will seek every opportunity to maximise its use of grant funding across the organisation as well as utilise any opportunities from HRA funding.

- S106 receipts

The Council receives some funding of its capital programme from s106 receipts; with the advent of the Community Infrastructure Levy (CIL), the s106 funding will diminish. In the absence of a formal CIL charging mechanism no assumptions have been made with regards future CIL receipts.

- Revenue Contributions

These will be minimised wherever possible; the most effective way to fund capital expenditure is through spreading the cost of the asset over the lifetime of the asset. However, in some circumstances, where the Council might received one-off monies for example, funding a capital scheme from revenue sources might be more beneficial.

- Borrowing

Where the Council has capital commitments that exceed its funding sources from the above, the Council is required to borrow in line with the prudential code. CIPFA's prudential code governs how Council borrows funds and ensures that it does so within an affordable framework. The Local Government Act 2003 requires the Council to have regard to the Chartered Institute of Public Finance and Accountancy's Prudential Code for Capital Finance in Local Authorities (the Prudential Code) when determining how much money it can afford to borrow. The objectives of the Prudential Code are to ensure, within a clear framework, that the capital investment plans of local authorities are affordable, prudent and sustainable, and that treasury management decisions are taken in accordance with good professional practice. Where the Authority finances capital expenditure by debt, it must put aside resources to repay that debt in later years. The amount charged to the revenue budget for the repayment of debt is known as Minimum Revenue Provision (MRP), although there has been no statutory minimum since 2008. The Local Government Act 2003 requires the Authority to have regard to the [Department for Communities and Local Government's Guidance on Minimum Revenue Provision.

The broad aim of the Guidance is to ensure that debt is repaid over a period that is either reasonably commensurate with that over which the capital expenditure provides benefits, or, in the case of borrowing supported by Government Revenue Support Grant, reasonably commensurate with the period implicit in the determination of that grant.

- Revenue contributions (HRA). The abolition of the HRA subsidy system and its replacement by the self-financing regime from April 2012 has enabled the HRA to retain more of its rental income. This additional income is being used to support the building of affordable homes in the capital programme as well as other elements of the capital programme. As a result, new affordable/social homes will be built within the borough to help replace those sold under the Right To Buy (RTB) regime.
- Capital Receipts (HRA). The majority of HRA capital receipts arise from the sale of council homes under the RTB regime. Under the changes to the RTB regime, the Council has signed an agreement with the Government allowing it retaining a high proportion of those capital receipts provided they are used to build 'replacement' affordable/social homes.

- Major Repairs Reserve (HRA). This reserve is a revenue funded reserve used to maintain the Council's housing stock at a 'Decent Homes' standard and is a major contributor to funding the HRA capital programme.

5.6 Minimum Revenue Provision Statement

- 5.6.1 The Council must set aside revenue monies to repay future debt via the Minimum Revenue Provision (MRP). The MRP is vital to ensure that the Council has a sustainable and financed capital programme going forward. If the Council does not set aside suitable revenue monies to finance capital expenditure then when the time comes to borrow funds, the Council will experience a sudden budgetary pressure. The MRP therefore ensure that future debt is financed.
- 5.6.2 CLG's Guidance on Minimum Revenue Provision (issued in 2010) places a duty on local authorities to make a prudent provision for debt redemption. Guidance on Minimum Revenue Provision has been issued by the Secretary of State and local authorities are required to "have regard" to such Guidance under section 21(1A) of the Local Government Act 2003. The four MRP options available are:
- Option 1: Regulatory Method
 - Option 2: CFR Method
 - Option 3: Asset Life Method
 - Option 4: Depreciation Method
- 5.6.3 MRP in 2015/16: Options 1 and 2 may be used only for supported (i.e. financing costs deemed to be supported through Revenue Support Grant from Central Government) Non-HRA capital expenditure funded from borrowing. Methods of making prudent provision for unsupported Non-HRA capital expenditure include Options 3 and 4 (which may also be used for supported Non-HRA capital expenditure if the Authority chooses). There is no requirement to charge MRP in respect of HRA capital expenditure funded from borrowing.
- 5.6.4. The MRP Statement will be submitted to Council before the start of the 2015/16 financial year. If it is ever proposed to vary the terms of the original MRP Statement during the year, a revised statement should be put to Authority at that time.
- 5.6.5. The Authority will apply Option 1/Option 2 in respect of supported capital expenditure funded from borrowing and Option 3/Option 4 in respect of unsupported capital expenditure funded from borrowing.
- 5.6.6. The prudential framework allows for two types of borrowing – supported and unsupported. When the government determines its revenue grant allocation, it makes assumptions about the anticipated level of capital expenditure and includes the funding in its allocation. This is known as supported borrowing. Unsupported borrowing is that which can be undertaken in addition to the supported element under the prudential framework.
- 5.6.7. In the October 2010 spending review the government announced that from 2011/12 it would no longer be providing for new supported borrowing through the settlement. It indicated this funding would come via capital grant in order to make the process more transparent. Therefore any borrowing assumptions in the 2015-2020 Capital programme will be on the basis of unsupported borrowing.

5.6.8. MRP in respect of leases and Private Finance Initiative schemes brought on Balance Sheet under the International Financial Reporting Standards (IFRS) based Accounting Code of Practice will match the annual principal repayment for the associated deferred liability

5.7 **Community Investment Fund**

5.7.1 The Community Investment fund programme for 2015/16 has an indicative budget of £650k with the majority of this fund being spent on neighbourhood enhancements through identified member need in the wards across the borough.

6 **Comments of Other Committees**

This report was considered by the Cabinet on 19th January 2015 and by the Overview & Scrutiny Committee on 5th February 2015.

7 **Conclusion**

The Council is requested to approve the capital strategy.

8 **Appendices Attached**

- 'A' - Summary of draft 2015-20 General Fund strategy
- 'B' - Summary of draft HRA strategy
- 'C' - Summary of draft Education capital summary

9 **Background Papers**

- '1' - Local Government Finance consultation and final settlement – 2014
- '2' - Medium Term Financial Strategy – 2015-19

Appendix A

Project	15-16	16-17	17-18	18-19	19-20	Total
Education Services						
Primary Expansions (Phase 2 for 2011)	7,109	7,450	187			14,746
Town Hall Conversion	650	1,872	62			2,584
Expand Littledown School						0
Schools Modernisation Programme	3,401	100				3,501
SEN Resources Expansion	700	317	250	250	250	1,767
Children's Centres Refurbishments	45	40	40	40	40	205
DDA/SENDA access Works	90	50	50	50	50	290
Youth/Community Centres Upgrade	25	25	25	25	25	125
2 Year Old Expansion Programme	615					615
Special School Expansion-Primary, Secondary & Post 16	1,080	3,800	100			4,980
Children's Centres IT	45					45
School Meals Provision	55					55
Secondary Expansion Programme	500	4,000	4,500	7,000	7,500	23,500
Total Education Services	14,315	17,654	5,214	7,365	7,865	52,413
Customer & Community Services						
Cemetery Extension	1007					1,007
Repairs to Montem & Ice	80					80
Crematorium Project	664					664
Leisure Capital Improvements-Langley, Ten Pin, The Centre	913					913
Baylis Park Restoration	150					150
Cippenham Green	500					500
IT Infrastructure Refresh	350	350	350	350	350	1,750
Community Investment Fund	650	500	400	300	300	2,150
Community Leisure Facilities	150	150	150			450
Leisure Strategy						0
New Ice	3,500					3,500
Total Customer & Community Services	7,964	1,000	900	650	650	11,164
Community and Wellbeing						
Supported Living	500					500
Extra Care Housing	500					500
Care Act	280					280
Total Community and Wellbeing	1,280	0	0	0	0	1,280
Resources, Housing and Regeneration						
Disabled Facilities Grant	364	364	364	364	364	1,820
Highway & Land Drainage Improvements	70	70	70	70	70	350
Corporate Property Asset Management	250	250	250	250	250	1,250
Major Highways Programmes	765	765	765	765	765	3,825
Major Highways Programmes		2067	2067	2067		6201
Highway Reconfigure & Resurface	500	500	500	500	500	2,500
Colnbrook By-pass	131					131
Garage Sites Stage 7	32					32
Demolitions	100	100	100	100	100	500
Stoke Poges Footbridge	410					410

Project	15-16	16-17	17-18	18-19	19-20	Total
A332 Windsor Road Widening Scheme LEP/Other	2,211					2,211
A332 Windsor Road Widening Scheme SBC	2,300					2,300
Flood Defence Measures SBC/EA Partnership						0
Arbour Park	650	1,000				1,650
Plymouth Road (dilapidation works)	120	120	120	120	120	600
Land acquisition (Chalvey)	500					500
Housing Subsidiary	4,570	4,170				8,740
Bath Road Redevelopment	300	100				400
Salt Hill Car Park	100					100
Northborough Park	250					250
A355 Tuns Lane LEP Transport Scheme	2,800	2,600				5,400
A355 Tuns Lane Transport Scheme SBC		100				100
Redevelopment of Thomas Grey Centre	50	2,000	450			2,500
Installation of 3 Electric Vehicle Rapid Chargers	200					200
Carbon Management	100	100	100	100	100	500
The Curve	5,170					5,170
Total RHR (including Heart of Slough)	21,943	14,306	4,786	4,336	2,269	47,640
Total	45,502	32,960	10,900	12,351	10,784	112,497
Key:						
Grant Funded	20,925	24,953	7,363	9,064	9,564	71,869
Borrowing	22,134	5,940	1,470	1,220	1,220	31,984
Section 106	32	0	0	0	0	32
Capital Receipts	2,411	2,067	2,067	2,067	0	8,612
Revenue	0					
New	7,581	6,370	550	100	100	14,701

Appendix B – HRA Capital programme

Project	Lead Officer	Revised 2014-15 Budget £'000	15-16	16-17	17-18	18-19	19-20	Total
Housing Revenue Account								
Affordable Warmth/Central Heating	N Aves/Adrian T							
Boiler Replacement	N Aves/Adrian T	667	1,001	1,001	500	500	500	3,502
Heating / Hot Water Systems	N Aves/Adrian T	320	320	320	317	317	317	1,591
Insulation programmes	N Aves/Adrian T	823	788	788				1,576
Window Replacement	N Aves/Adrian T	600			112	112		224
Front / Rear Door replacement	N Aves/Adrian T	548	359	269	125	125	125	1,003
Internal Decent Homes Work	N Aves/Adrian T							0
Kitchen Replacement	N Aves/Adrian T	1,402	1,402	1,121	410	410	410	3,753
Bathroom replacement	N Aves/Adrian T	692	692	554	256	256	256	2,014
Electrical Systems	N Aves/Adrian T	263	263	263	136	136	136	934
External Decent Homes Work	N Aves/Adrian T							0
Roof Replacement	N Aves/Adrian T	187	187	187	628	628	628	2,258
Structural	N Aves/Adrian T	598	598	321	802	802	803	3,326
DISH	N Aves/Adrian T							
Decent Homes		6,100	5,610	4,824	3,286	3,286	3,175	20,181
	N Aves/Adrian T							
Winvale Refurbishment	N Aves/Adrian T	44						0
Garage Improvements	N Aves/Adrian T	468	170	170	150	150	150	790
Mechanical Systems /Lifts	N Aves/Adrian T	374	69	123	100	200	200	692
Capitalised Repairs	N Aves/Adrian T				46	46	46	138
Security & Controlled Entry Modernisation	N Aves/Adrian T	50	44	44				88
Darvills Lane - External Refurbs	N Aves/Adrian T				200	200	200	600
Estate Improvements/Environmental Works	N Aves/Adrian T	278	150	150	221	221	221	963
Replace Fascias, Soffits, Gutters & Down Pipes	N Aves/Adrian T	835	668	501	250	250	250	1,919
Upgrade Lighting/Communal Areas	N Aves/Adrian T	550	250	250	71	71	71	713
Communal doors	N Aves/Adrian T	47	47	28	78	78	78	309

Project	Lead Officer	Revised 2014-15 Budget	15-16	16-17	17-18	18-19	19-20	Total
		£'000						
Paths	N Aves/Adrian T	265	65	65	91	91	90	402
Store areas	N Aves/Adrian T	157	57	34	250	250		591
Sheltered / supported upgrades	N Aves/Adrian T	0	250	250				500
Planned Maintenance - Capital		3,249	1,851	1,664	1,628	1,728	1,477	8,348
Environmental Improvements (Allocated Forum)	N Aves/Adrian T	409	100	100	100	100	100	500
Tower and Ashbourne	N Aves/Adrian T	522	633	651				1,284
Major Aids & Adaptations	N Aves/Adrian T	450	350	250	250	250	250	1,350
Affordable Homes	N Aves/Adrian T	6,200	3,000	4,000	5,000	5,000	4,000	21,000
Britwell Regeneration	N Aves/Adrian T	2,225						
Housing Revenue Account		19,155	11,544	11,489	10,264	10,364	9,002	52,663

Appendix C – Education expenditure proposals

	2015-16	2016-17	2017-18	2018-19	2019-20	2014-2020
Primary Expansion Programme	£6,759	£6,322	£249	£0	£0	£17,114
Penn Wood (Phase 2 and bulge)	£190					£190
Claycots (Monksfield Way Phase 3)	£310					£310
Ryvers (Phases 2 and 3)	£157					£157
Lynch Hill (Phase 3)	£300					£300
Castleview (Phase 2)						£0
Priory (Phases 2 and 3)	£444					£444
Godolphin Jun	£1,457	£50				£1,507
Montem (Phase 3)	£117					£117
St Anthony's (Phases 2 and 3)	£1,126					£1,126
Cippenham Pri (Phases 2 and 3)	£450					£450
St Mary's (Single Phase)	£528	£2,200	£87			£2,815
James Elliman (Single Phase)	£640	£2,200	£100			£2,940
Langley Primary Academy - 3G Pitch	£350					£350
Foxborough bulge class	£40					£40
Town Hall conversion and expansion (Claycots)	£650	£1,872	£62			£2,584
Willow bulge class						£0

Pipeline projects	Bulge classes (provisional sum)	£500	£500				£1,000
	Expand existing school by one form of entry	£500	£2,500				£3,000

Secondary Expansion Programme	£0	£0	£1,500	£1,500	£0	£3,000
Langley Grammar Expansion by 1FE			£1,500	£1,500		£3,000

Pipeline projects	Expand existing school by 2 forms of entry	£500	£4,000	£1,500			£6,000
	Expand existing school by 2.5 forms of entry			£1,500	£5,500	£500	£7,500
	Build a new school or expand other local schools					£7,000	£7,000

	2015-16	2016-17	2017-18	2018-19	2019-20	2014-2020
Additional Needs (SEN) Expansion Programme	£300	£300	£0	£0	£0	£600
Littledown expansion						£0
Haybrook College rebuild and expansion (phase 1)						£0
Ditton Park Resource Unit	£300					£300
SASH2 Resource Unit		£300				£300

Pipeline projects	New Resource Units	£400	£17	£250	£250	£250	£1,167
	Special School Expansion - Primary, Secondary and Post-16	£1,080	£3,800	£100			£4,980

School Capital Improvement Programmes

Modernisation Programme	£3,401	£100	£0	£0	£0	£3,501
Colnbrook entrance toilets and playground						£65
Claycots fire door replacement	£25					£40
Foxborough security, kitchen and car park	£21					£26
Foxborough heating and roof	£357					£362
Wexham Secondary entrance, hall, windows and roof	£620					£652
Wexham Primary security and roof repair	£60					£64
Montem heating and playgrounds	£440					£450
Parlaunt Primary roof works						£69
Pippins ceilings and wiring	£210					£218
Priory windows and roofs	£323					£623
St Mary's entrance and windows	£135					£135
Baylis Nursery reprovision	£1,150	£100				£1,700
Cippenham Nursery						£12
Western House floor repair	£30					£30
Asbestos Pippins						£6
Asbestos Foxborough						£30

	2015-16	2016-17	2017-18	2018-19	2019-20	2014-2020
Asbestos contingency	£30					£30

Universal Infant Free School Meal Project	£55	£0	£0	£0	£0	£55
Claycots	£55					£55
Parlaunt						£0
Penn Wood						£0
Pippins						£0
Priory						£0
St Mary's						£0
Western House						£0
Wexham Court						£0

Other Projects

Other Commitments	£820	£115	£115	£115	£115	£1,280
323 High St / Haybrook College						£200
Arbour Park Project - St Joseph's Improvements						
Children's Centres and Places for 2 Year Olds	£705	£40	£40	£40	£40	£1,352
DDA/SENDA access works	£90	£50	£50	£50	£50	£300
Youth Service upgrades	£25	£25	£25	£25	£25	£200
Schools Devolved Capital						£156

Ongoing Project Totals	£11,335	£6,837	£1,864	£1,615	£115	£21,766
-------------------------------	----------------	---------------	---------------	---------------	-------------	----------------

Contingency projects or schemes yet to be approved	£2,980	£10,817	£3,350	£5,750	£7,750	£30,647
---	---------------	----------------	---------------	---------------	---------------	----------------

Grand Total	£14,315	£17,654	£5,214	£7,365	£7,865	£52,413
--------------------	----------------	----------------	---------------	---------------	---------------	----------------